

M/A-COM E-Series RF 1:1 Transformer with tap

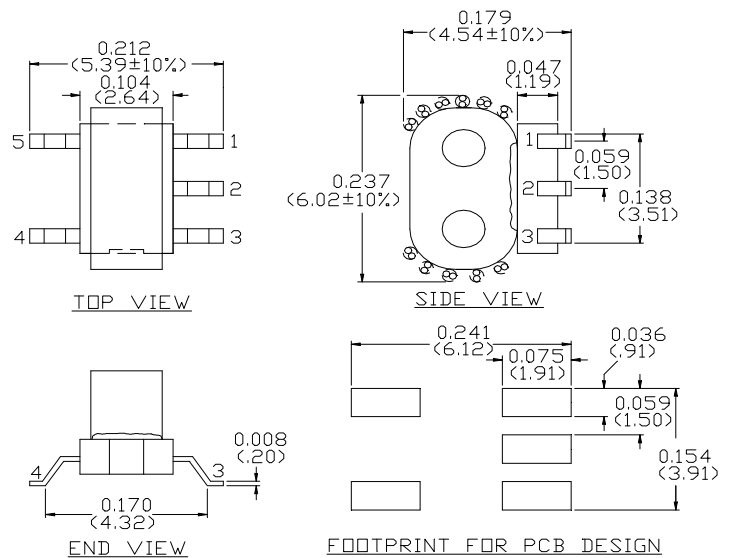
50 - 1200 MHz

Features

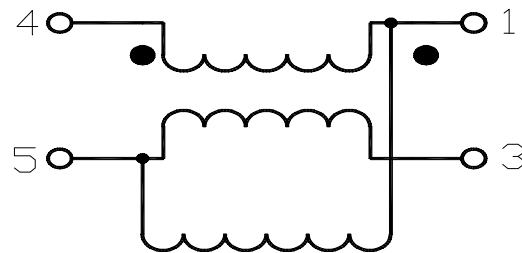
- Surface Mount
- 1:1 Impedance Ratio
- Available on Tape & Reel



SM-158 Package



Schematic



Description

M/A-COM's MABAES0029 is a 1:1 RF transmission line transformer with tap in a low cost, surface mount package. Ideally suited for high volume CATV applications.

Electrical Specifications @25°C @ 0dBm, 75 Ohms

Parameter	Units	Typical	Maximum	Minimum
Frequency Range	50 - 1200 MHz	MHz	—	—
Insertion Loss Pin 4-3 (Coupled)	50 - 600 MHz	dB	0.5	1.0
	600 - 1000 MHz	dB	1.2	1.5
	1000 - 1200 MHz	dB	1.5	2.0
Insertion Loss Pin 4-1 (Thru)	50 - 600 MHz	dB	0.5	1.0
	600 - 1200 MHz	dB	0.8	1.5
Amplitude Imbalance	50 - 600 MHz	dB	0.1	0.3
	600 - 1200 MHz	dB	0.	1.0
Phase Imbalance	50 - 600 MHz	Degrees	1.0°	3.0°
	600 - 1000 MHz	Degrees	4.0°	10.0°
	1000 - 1200 MHz	Degrees	11°	13.0°

Specifications subject to change without notice.

Revision V4

- North America: Tel. (800) 366-2266, Fax (800) 618-8883
- Asia/Pacific: Tel.+81-44-844-8296, Fax +81-44-844-8298
- Europe: Tel. +44 (1908) 574 200, Fax+44 (1908) 574 300

tyco / Electronics

M/A-COM

Visit www.macom.com for additional data sheets and product information.

Absolute Maximum Ratings

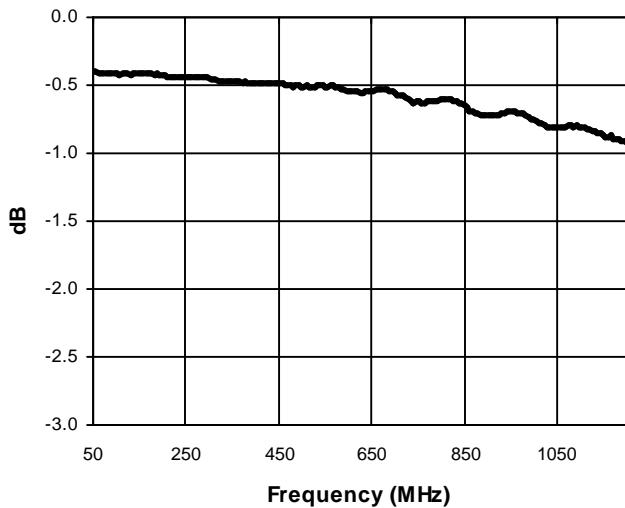
Parameter	Absolute Maximum
RF Power	250mW
Operating/Storage Temperature	-40°C to +85°C
Current DC	50 mA
Current RMS	10 mA
Current P-P for 1hr	80 mA

Functional Configuration

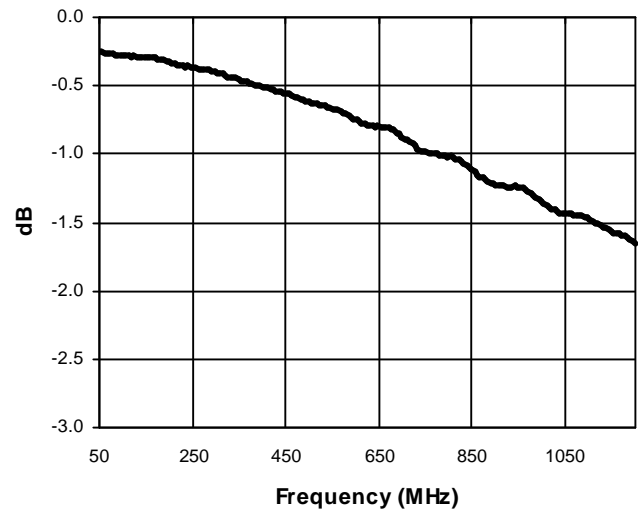
Function	Pin No.
Input	4
Ground	5
Output Coupled Leg	3
Output Thru Leg	1
Not connected	2

Typical Performance @ +25°C, 75 Ohms

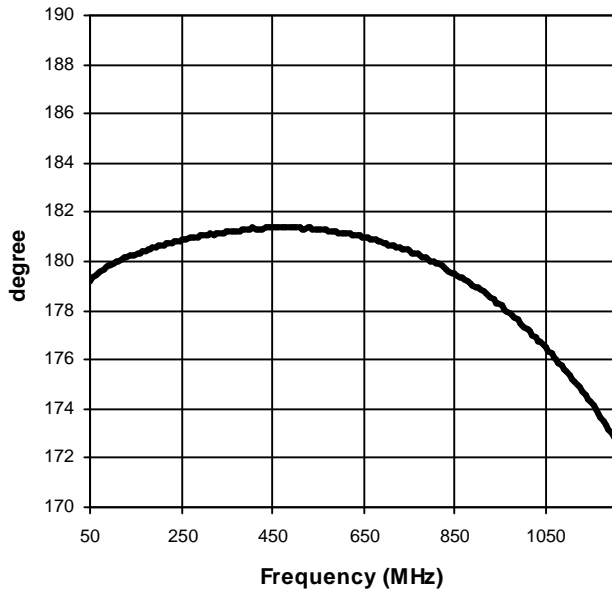
Insertion Loss Pin 4-1



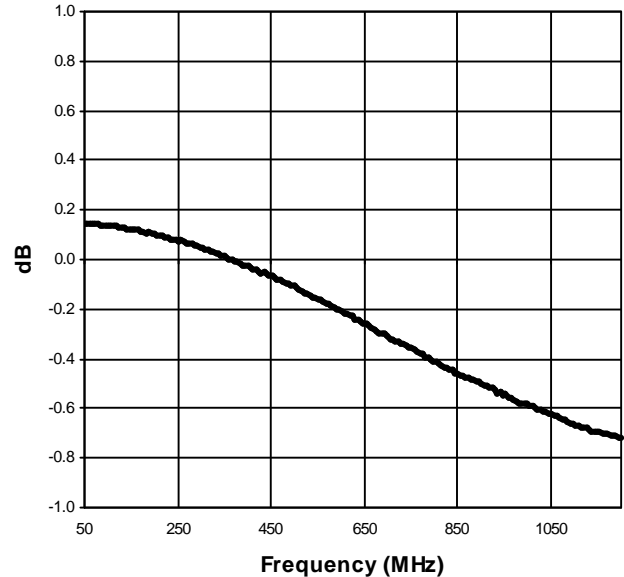
Insertion Loss Pin 4-3



Phase Imbalance



Amplitude Imbalance



Specifications subject to change without notice.

Revision V4

■ North America: Tel. (800) 366-2266, Fax (800) 618-8883
 ■ Asia/Pacific: Tel.+81-44-844-8296, Fax +81-44-844-8298
 ■ Europe: Tel. +44 (1908) 574 200, Fax+44 (1908) 574 300

Visit www.macom.com for additional data sheets and product information.

